

FIRE & WATER



OVER THREE DECADES OF CREATING
ELEMENTS OF INSPIRATION
WITH BUILDERS, ARCHITECTS, LANDSCAPERS & ENGINEERS
AROUND THE WORLD



MADE IN THE U.S.A.
PROUDLY MADE AND DESIGNED
BY OUR USA TEAM

FIRE BOWLS



30" LUNA FIRE BOWLS WITH HAND HAMMERED COPPER

Note: All fire bowls come ready to use, configured with match lit burner and pan for natural gas. See page 4 for other ignitions and fuel options. See page 7 for fire glass options.

Luna



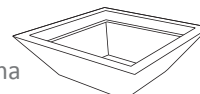
LUNA-309 30"W x 9"H
12" Burner ~ 90k BTU.
(Available only in Hand-Hammered Copper)

Bella



BELLA-3110..... 31"W x 10"H
12" Burner ~ 90k BTU.
(See pg.22 for metal, patina, and powder coat options.)

Cabana



CABANA-29299.....29"Sq. x 9"H
12" Burner ~ 90k BTU.
(See pg.22 for metal, patina, and powder coat options.)

FIRE & WATER BOWLS



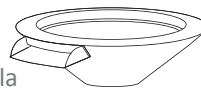
LUNA FIRE & WATER BOWL WITH HAND HAMMERED COPPER - MEMPHIS POOLS, MEMPHIS, TN.

Note: All fire bowls come ready to use, configured with match lit burner and pan for natural gas. See page 4 for other ignitions and fuel options. See page 7 for fire glass options.



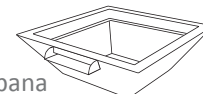
Luna

LUNA-FW-309 30"W x 9"H
12" Burner ~ 90k BTU.
(Available only in Hand-Hammered Copper)



Bella

BELLA-FW-3110 31"W x 10"H
12" Burner ~ 90k BTU.
(See pg.22 for metal, patina, and powder coat options.)



Cabana

CABANA-FW-29299 29"Sq. x 9"H
12" Burner ~ 90k BTU.
(See pg.22 for metal, patina, and powder coat options.)

FIRE PITS



45" LUNA FIRE PIT WITH HAND HAMMERED COPPER - DAVENPORT POOL, CA.

Note: All fire bowls come ready to use, configured with match lit burner and pan for natural gas. See page 4 for other ignitions and fuel options. See page 7 for fire glass options.

Luna



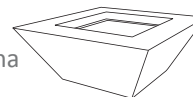
LUNA-4515 45"W x 15"H
18" Burner ~ 125k BTU.
LUNA-5418 54"W x 18"H
18" Burner ~ 125k BTU.
(Available only in Hand-Hammered Copper)

Bella



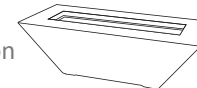
BELLA-4215 42"W x 15"H
18" Burner ~ 125k BTU.
BELLA-4818 48"W x 18"H
18" Burner ~ 125k BTU.
BELLA-6019 60"W x 19"H
24" Burner ~ 150k BTU.
(See pg.22 for metal, patina, and powder coat options.)

Cabana



CABANA-404017 40"Sq. x 17"H
18" Burner ~ 125k BTU.
CABANA-505017 50"Sq. x 17"H
24" Burner ~ 150k BTU.
(See pg.22 for metal, patina, and powder coat options.)

Tablon



TABLON-602619 60"L x 26"W x 17"H
36" T-Burner ~ 75k BTU.
(See pg.22 for metal, patina, and powder coat options.)

EASY ORDERING OF FIRE BOWLS & FIRE PITS


1 Select your Fire Bowl, Fire & Water Bowl, or Fire Pit and write down the part number.
Example: LUNA-4515



BELLA-3110..... 31"W x 10"H



CABANA-FW-29299.....29"Sq. x 9"H



LUNA-451545"W x 15"H

2 Select your ignition system and insert the ignition part number after the fire feature part number.
Example: LUNA-4515-ELEC



Manual Match Lit

All Fire Designs products include a stainless steel burner ring, fitted stainless steel pan and match lit ignition for natural gas fuel.

Part#: ML



Battery Spark

Start your fire by the simple push of a button with the Battery Spark option.

Part#: SPK



All Weather Electronic System

The AWES is built to perform in wind and rain.

- Programmed to compensate for heavy winds (up to 50 mph).
- Protected pilot makes it very difficult to clog the pilot gas line.
- Waterproof gas valves and controller.
- A removable pilot burner makes it serviceable.

Part#: ELEC



3 Select your fuel option by inserting the fuel part number after the ignition part number.
Example: LUNA-4515-ELEC-NG



Propane

Connection to a propane gas supply.

Part#: LP



Natural Gas

Direct connection to a natural gas supply.

Part#: NG



4 So the final selections of a Luna Fire Pit with All Weather Electronic ignition and Natural Gas fuel supply will create a part number as follows:



LUNA-4515



ELEC



NG



LUNA-4515-ELEC-NG.

FIRE BOWL & FIRE PIT INSERTS



STAINLESS STEEL LINEAR DEEP DISH INSERT

Fire pans and dishes are a perfect way to create or upgrade an existing fire feature. See page 4 for other ignitions and fuel options. See page 7 for fire glass.



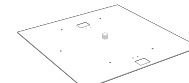
Linear Deep Dish Insert



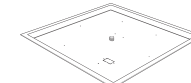
Round Fire Pan



Round Deep Dish



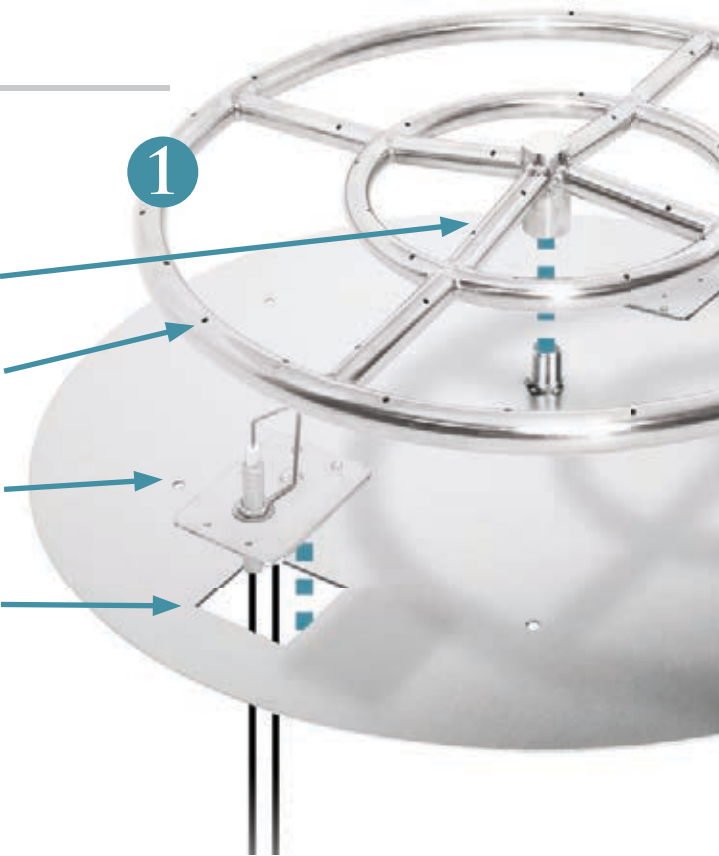
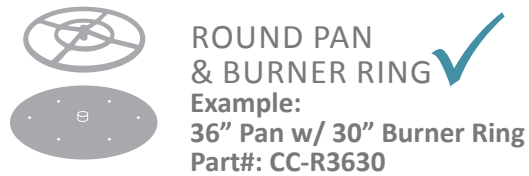
Square Fire Pan




Square Deep Dish

EASY ORDERING OF FIRE BOWL & PIT INSERTS

1 SELECT RING & PAN/DISH *Example: CC-R3630*



2 SELECT YOUR IGNITION *Example: CC-R3630-SPK*



3 SELECT YOUR FUEL *Example: CC-R3630-SPK-LP*



Visit Oregcorp.com or call Customer Service for available ring & pan/dish sizes and part numbers.

4 So the final selections of a 36" Round Pan, a 30" Burner Ring, a Battery Spark ignition and Propane fuel supply would create a part number as follows:



CHOOSE YOUR CUT AND COLOR OF FIRE GLASS



More Radiant Heat

Gives off more heat than other fire media.















Fire Tempered for Durability

½" and ¾" crystals are fire tempered through a special process that makes them last.

HALF INCH CRYSTALS
















 Aqua Blue <i>AB</i>	 Black <i>BL</i>	 Bronze Gold <i>BG</i>	 Clear Blue (NR) <i>CB</i>	 Cobalt Blue <i>COB</i>	 Copper Brown <i>CBR</i>
 Clear Mint Green <i>CMG</i>	 Clear Gold <i>CG</i>	 Gray <i>G</i>	 Pacific Blue <i>PB</i>	 Clear Cascade (NR) <i>CC</i>	 Titanium <i>TI</i>

Part#: CC-CRYSTALS-(insert color code)005 Comes in 10 Lb. Bags. Example: CC-CRYSTALS-AB005

QUARTER INCH CRYSTALS












 Aqua Blue <i>AB</i>	 Black <i>BL</i>	 Bronze Gold <i>BG</i>	 Clear Blue (NR) <i>CB</i>	 Cobalt Blue <i>COB</i>
 Copper Brown <i>CBR</i>	 Clear Mint Green <i>CMG</i>	 Clear Gold <i>CG</i>	 Gray <i>G</i>	 Pacific Blue <i>PB</i>
 Platinum <i>PL</i>	 Clear Cascade (NR) <i>CC</i>	 Titanium <i>TI</i>		

Part#: CC-CRYSTALS-(insert color code)025 Comes in 10 Lb. Bags. Example: CC-CRYSTALS-BG025

PEARLS










 Aqua Blue <i>AB</i>	 Black <i>BL</i>	 Bronze Gold <i>BG</i>	 Clear Blue <i>CB</i>	 Cobalt Blue <i>COB</i>	 Copper Brown <i>CBR</i>
 Emerald Green <i>EG</i>	 Pacific Blue <i>PB</i>	 Red <i>RD</i>			

Part#: CC-PEARLS-(insert color code) Comes in 10 Lb. Bags. Example: CC-PEARLS-CB

DIAMONDS

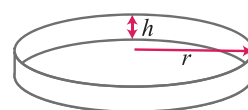


 Aqua Blue <i>AB</i>	 Black <i>BL</i>	 Clear Blue <i>CB</i>	 Cobalt Blue <i>COB</i>	 Copper Brown <i>CBR</i>	 Emerald Green <i>EG</i>
 Pacific <i>PB</i>	 Red <i>RD</i>				

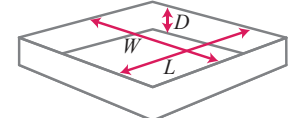
Part#: CC-DIAMONDS-(insert color code) Comes in 10 Lb. Bags. Example: CC-DIAMONDS-RD

CALCULATE YOUR FIRE MEDIA. Visit our website oreqcorp.com and plug in the dimensions of your feature or follow these formulas.

Circular Pit: $r \times r \times h \times 3.14159$ then divide by 19 to get the approximate pounds needed.
Note: Always round up.



Rectangular Pit: $L \times W \times D$ then divide by 19 to get the approximate pounds needed.
Note: Always round up.

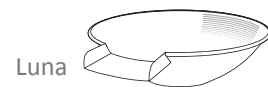


WATER BOWLS



31" BELLA WATER BOWL WITH ARTISAN HAND HAMMERED COPPER

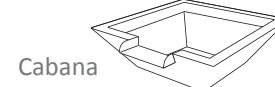
Water Bowls come in a variety of designs, sizes, colors, materials and finishes.



LUNA-WB-309 30"W x 9"H
(Available only in Hand-Hammered Copper)



BELLA-WB-3110.....31"W x 10"H
(See pg.22 for metal, patina, and powder coat options.)



CABANA-WB-29299..... 29"Sq. x 9"H
(See pg.22 for metal, patina, and powder coat options.)



URN-3030"W x 10.5"H
Color: Pergo Vanilla

OPEN TOP SHEET FALL



BRASS, OPEN TOP SHEET FALLS

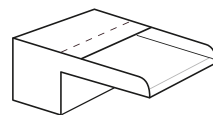
Open Top Sheet Falls come in a variety of designs, sizes, colors, materials and finishes.

Available Materials:

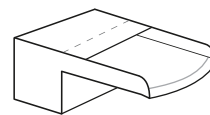
Brass, Copper, 316L Stainless Steel,

Finishes:

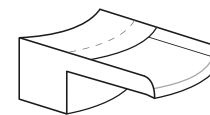
Brushed, Polished, Artisan Patinas and Powder Coating.
See page 22.



Standard



Convex Or
Concave Lip



Convex Or
Concave Vessel

SHEET FALL



12' SHEET FALLS - R&R LANDSCAPE, TEMECULA CA.

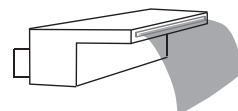
Sheet Falls come in a variety of designs, sizes, colors, materials and finishes.

Available Materials:

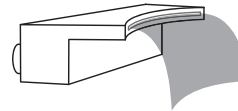
Durable ABS, Brass, Copper, 316L Stainless Steel

Finishes:

Brushed, Polished, Artisan Patinas and Powder Coating. See page 22.



Standard



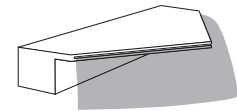
Convex Or
Concave Lip



Convex Or
Concave Vessel



Compound Curved
Vessel



Corner

RAIN FALL



30' COMPOUND CURVED VESSEL RAIN FALL - SEA BREEZE POOLS, MURRIETA, CA.

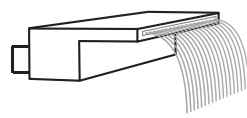
Rain Falls come in a variety of designs, sizes, colors, materials and finishes.

Available Materials:

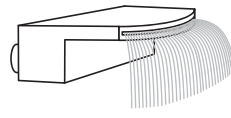
Durable ABS, Brass, Copper, 316L Stainless Steel

Finishes:

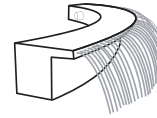
Brushed, Polished, Artisan Patinas and Powder Coating. See page 22.



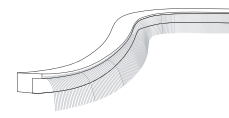
Standard



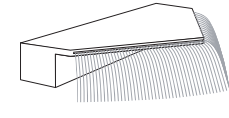
Convex Or Concave Lip



Convex Or Concave Vessel



Compound Curved Vessel



Corner

SPILL EDGE

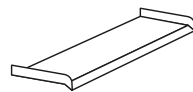


STAINLESS STEEL SCALLOPED SPILL EDGES - SMART POOLS, LAS VEGAS, NV.

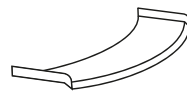
Spill Edges come in a variety of designs, sizes, colors, materials and finishes.

Available Materials:
Brass, Copper, 316L Stainless Steel

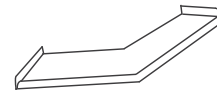
Finishes:
Brushed, Polished, Artisan Patinas and Powder Coating. See page 22.



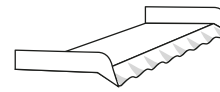
Standard



Convex Or Concave



Corner



Scalloped



Scalloped Convex Or Concave

CHANNEL SPOUTS



3" STAINLESS STEEL CHANNEL SPOUTS - PEARSON POOLS, TURLOCK, CA.

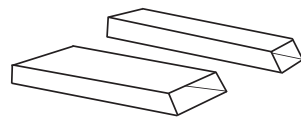
Channel Spouts come in a variety of designs, sizes, colors, materials and finishes.

Available Materials:

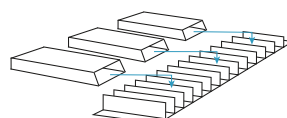
Durable ABS, Brass, Copper, 316L Stainless Steel

Finishes:

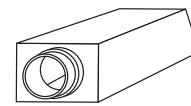
Brushed, Polished, Artisan Patinas and Powder Coating. See page 22.



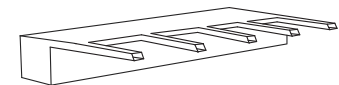
Channel Spouts



Channel Spouts with Install Templates



Channel Spouts With Inlet



Channel Spouts With Manifold

SPILL WAYS



18" STAINLESS STEEL SPILL WAYS - AMADA POOLS

Spill Ways come in a variety of designs, sizes, colors, materials and finishes.

Available Materials:

Durable ABS, Brass, Copper, 316L Stainless Steel,

Finishes:

Brushed, Polished, Artisan Patinas and Powder Coating. See page 22.



Standard



Convex Or
Concave Lip



Convex Or
Concave Vessel

SCUPPERS

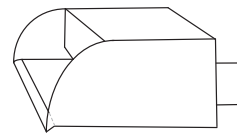


COPPER STEP SCUPPERS - 2013 NATIONAL DESIGN AWARD, CALIFORNIA POOLS, SAN BERNARDINO, CA.

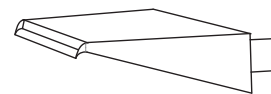
Scuppers come in a variety of designs, sizes, colors, materials and finishes.

Available Materials:
Brass, Copper, 316L Stainless Steel,

Finishes:
Brushed, Polished, Artisan Patinas and Powder Coating.
See page 22.



Step Scupper



Scupper

RIVER FALL



24" STAINLESS STEEL RIVER FALLS - DEL RANCHO POOLS, SAN DIEGO, CA.

ARTIST: CHRISTIE BENISTON, PHOTO: NATHAN PADILLA

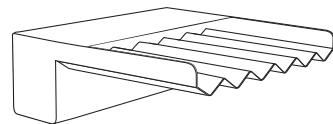
River Falls come in a variety of designs, sizes, colors, materials and finishes.

Available Materials:

Brass, Copper, 316L Stainless Steel

Finishes:

Brushed, Polished, Artisan Patinas and Powder Coating. See page 22.



REGAL ACCENTS



#420 BRONZE ROUND SCUPPER - CABO POOLS, TEMECULA, CA.



#420
Bronze Scupper
Round 5¼" x 5½" x 5½"



#425
Bronze Scupper
Diamond 7¼" x 9½" x 9½"



#426
Bronze Scupper
Square 7¼" x 9½" x 9½"



#450
Copper Fountain Spout
/Bronze Sconce Plate
8½" x 6½" x 9½"



#451
Copper Fountain Spout
/Bronze Sconce Plate
8½" x 4¼" x 8¾"



#452
Copper Fountain Spout
/Bronze Sconce Plate
8½" x 6" x 9"



#460
Copper Fountain Spout
10¼" x 1½" x 6"



#461
Copper Fountain Spout
16" x 1½" x 11"

NOTE: Regal Accent standard finish is Oil Rubbed Bronze. Additional finishes available. Call for quote.

CURTAIN FALL

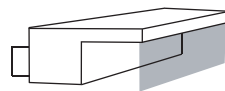


22' DOGLEGGED CURTAIN FALL - PARADISE VALLEY, AZ.

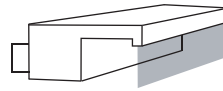
Curtain Falls come in a variety of designs, sizes, colors, materials and finishes.

Available Materials:
Durable ABS, Brass, Copper, 316L Stainless Steel

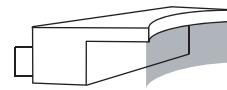
Finishes:
Brushed, Polished, Artisan Patinas and Powder Coating. See page 22.



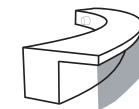
Standard



90°



Convex Or
Concave Lip



Convex Or Concave
Vessel



Compound Curved Vessel

RAIN CURTAIN

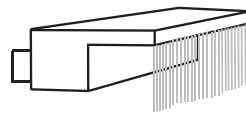


24' RAIN CURTAIN - EMERALD POOLS

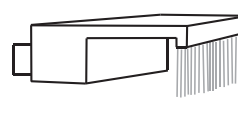
Rain Curtains come in a variety of designs, sizes, colors, materials and finishes.

Available Materials:
Durable ABS, Brass, Copper, 316L Stainless Steel

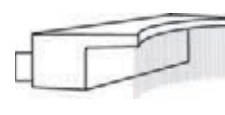
Finishes:
Brushed, Polished, Artisan Patinas and Powder Coating. See page 22.



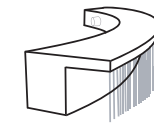
Standard



90° Down



Convex Or
Concave Lip



Convex Or
Concave Vessel



Compound Curved
Vessel

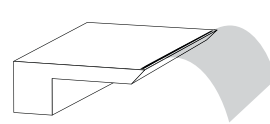
ARC FALL



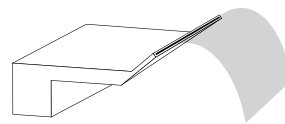
STAINLESS STEEL ARC FALLS

Arc Falls come in a variety of designs, sizes, colors, materials and finishes.

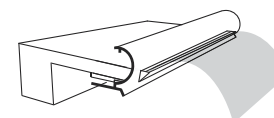
Available Materials:
Durable ABS, Brass, Copper, 316L Stainless Steel
Finishes:
Brushed, Polished, Artisan Patinas and Powder Coating. See page 22.



Standard ABS



Standard Metal



Slotted CP2 Coping

Arc Falls originated in 1996 to bring cascade elements to water level vinyl lined pools. Arc Falls are now used on a wide variety of applications.

RAIN ARC

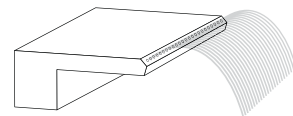


WHITE ABS PLASTIC RAIN ARCS

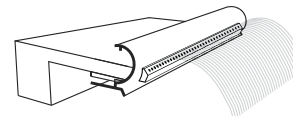
Rain Arcs come in a variety of designs, sizes, colors, materials and finishes.

Available Materials:
Durable ABS, Brass, Copper, 316L Stainless Steel

Finishes:
Brushed, Polished, Artisan Patinas and Powder Coating. See page 22.



Standard




Slotted CP2 Coping

Rain Arcs originated in 1996 to bring cascade elements to water level vinyl lined pools.

CASCADE COLORS AND COATINGS


All Custom Cascade features are available in various colors, metals and finishes, including powder coating. This allows them to blend in with the surfaces, stand out as a main focal point, or match a theme or style of the overall poolscape. Below are the available colors and styles for both ABS and metals.

Metals and Finishes Available



Powder Coat Colors

Visit us at oreqcorp.com to see the wide variety of colors and textures available.



ABS Colors Available



Gray



White



Tan



Black



Clear - Lip Application Only

All above colors represent top and bottom lip lengths, unless otherwise specified.



www.oreqcorp.com

42306 Remington Ave., Temecula, CA 92590 USA

1.800.420.3255 CS@oreqcorp.com

All logos, images, products and likenesses are the intellectual property of the OREQ Corporation and their subsidiaries and are protected by Federal Copyright Laws. ©2021 Oreq Corporation